


Kurzanleitung / Quick start Guide / Guide rapide

Heizen mit Holz / Heating with wood / Chauffer au bois

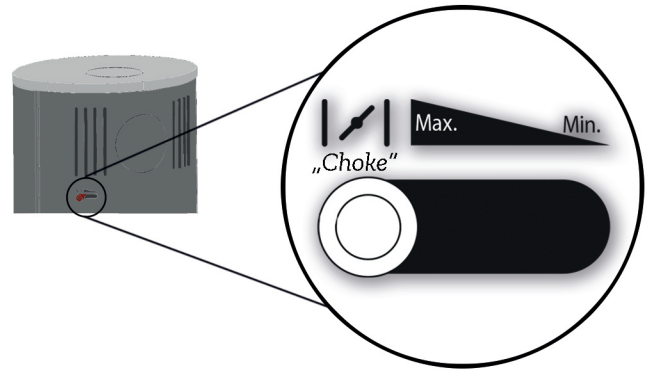
1. Brennstoffwähler

Fuel selector / Sélecteur de carburant



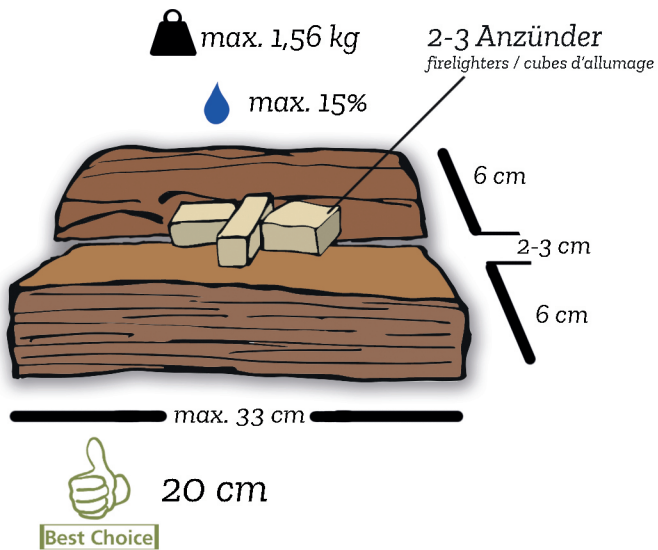
2. Sekundärluftregler Start

Secondary air control / Régulateur d'air secondaire



3. Holz

Wood / Bois



4. Stapeln + anzünden

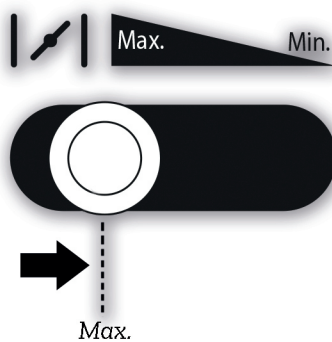
Stacking + lighting / Empiler + allumer



5. Luft drosseln

Reduce air / Réduire l'air

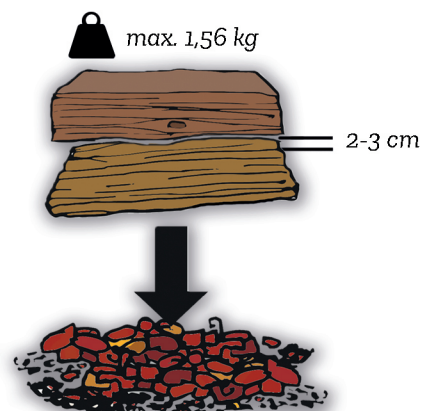
nach
after 15 - 20 min.
après



6. Holz nachlegen

Stoke fire with wood / recharger le bois

 Keine Flammen
no flames / pas de flamme



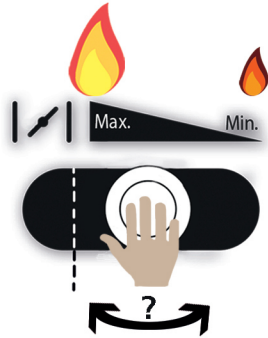

7.

Sekundärluft einstellen

Secondary air control / Ajuster l'air secondaire

Keine Rußspitzen

no soot / sans suie sur les sommet des flammes



0 min.

45 min.

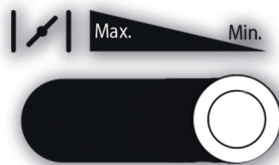
8.

Beenden

End / Terminer



Off



9.

Reinigung

Cleaning / Nettoyage

1x / Tag
day
jour



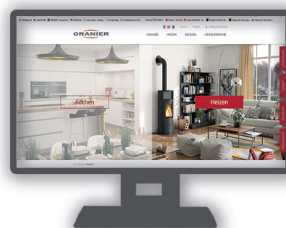
2019

2020

2021



Anleitung
Manual
Manuel



www.orianier.com



Videoanleitung